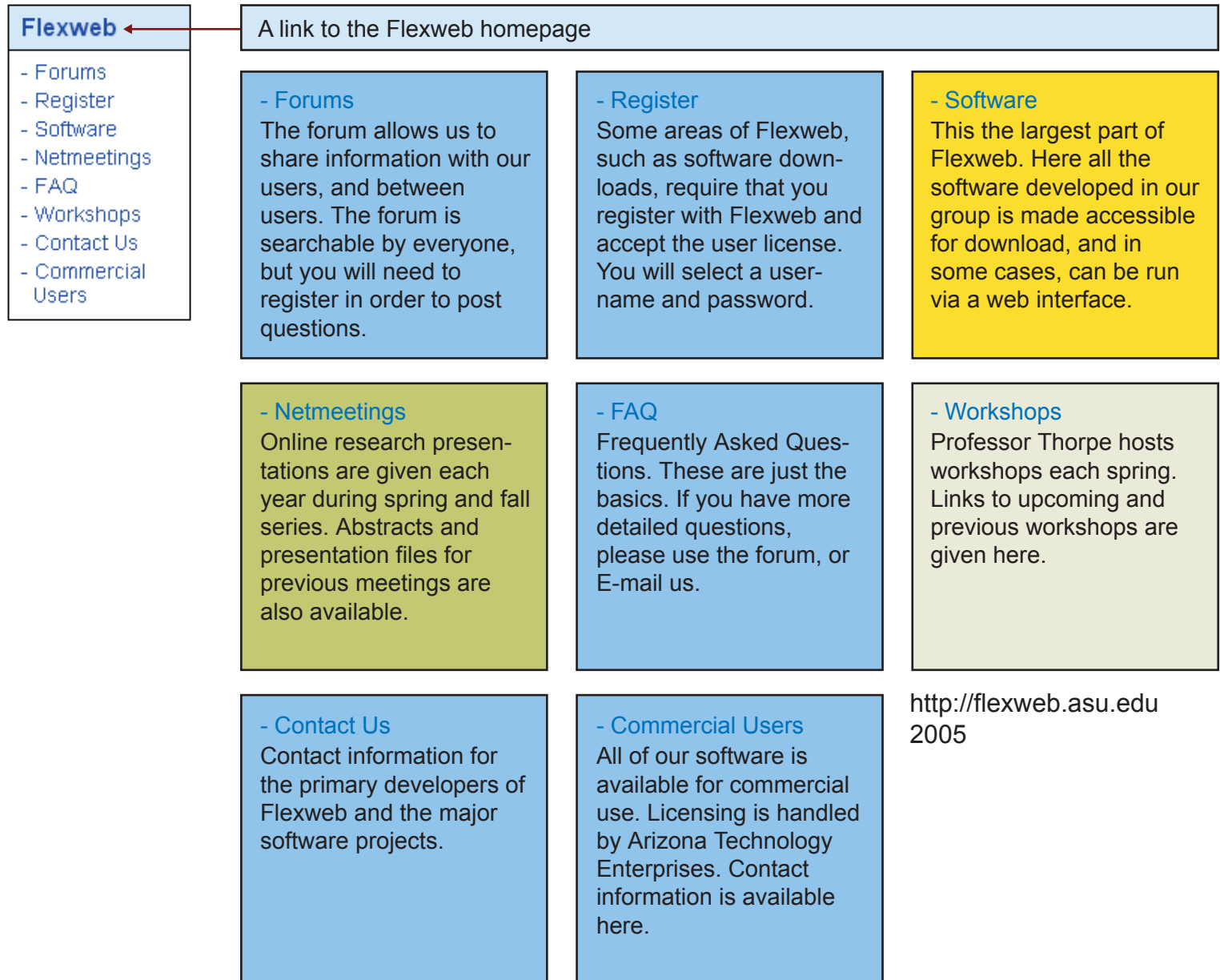




Using Flexweb

Navigation through Flexweb has been designed to use a menu-drive system. Menus will always be found along the left-hand side of each page. Starting at the homepage, all the main areas of Flexweb can be reached from the links listed in the left-hand menu titled "Flexweb". You will see this menu on every page in the site. Each area will have its own menus that will appear below the Flexweb main menu. The title of each menu is a link that will take you to the main page for that area. For example, if you click on the word "Flexweb" at the top of the Flexweb menu you will go to the Flexweb homepage. An outline of the main areas of Flexweb is given below. The colors correspond to the color of the header you will see on the given page (the yellow for software pertains to the FIRST software only).



Navigation Hints

Interactive items are shown in Flexweb by using red and green triangles. A red triangle indicates a closed or inactive item. If you click on the red triangle, it will open or activate the given field. The triangle will now appear green. The orientation of the triangle may or may not change.

Clicking on  will open or select the given field, and the triangle will now appear as 

This color blue is reserved for links on Flexweb. Links are not underlined by default, but a line will appear under a link when your mouse is over the link

This color red indicates warnings and other items that we wish to draw your attention to.